

# Access Summary Dashboard

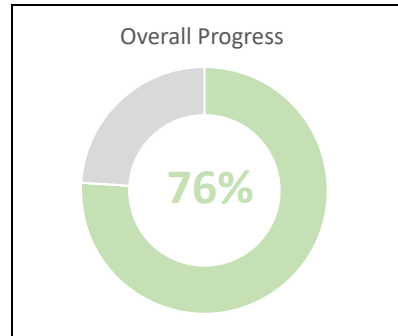


Saturday Night

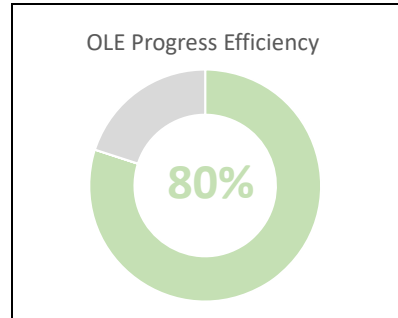
Year

2018/19

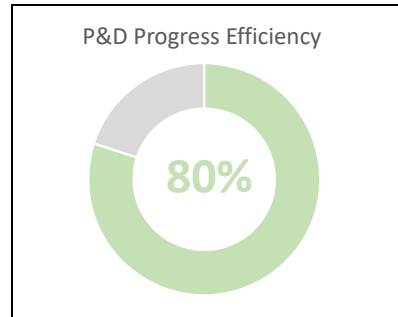
Week 52




|                       |    |
|-----------------------|----|
| Total Shifts          | 25 |
| Achieved Planned Work | 19 |



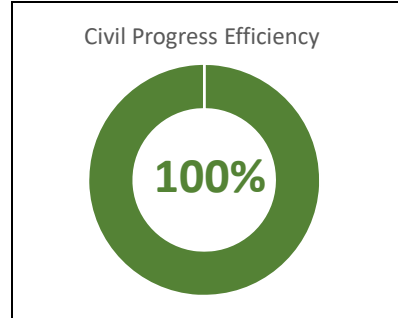
|                       |    |
|-----------------------|----|
| Total Shifts          | 10 |
| Achieved Planned Work | 8  |



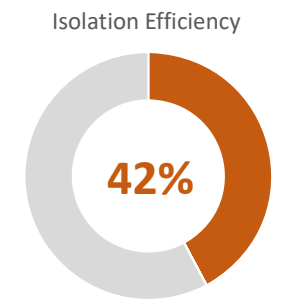
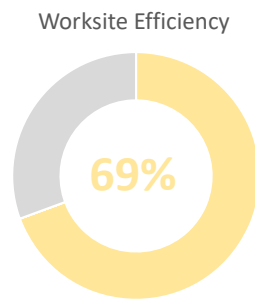
|                       |    |
|-----------------------|----|
| Total Shifts          | 10 |
| Achieved Planned Work | 8  |



|                       |   |
|-----------------------|---|
| Total Shifts          | 5 |
| Achieved Planned Work | 5 |



|                       |   |
|-----------------------|---|
| Total Shifts          | 1 |
| Achieved Planned Work | 1 |



|                            |           |
|----------------------------|-----------|
| Number of NWEF Possessions | 4         |
| Total Planned Duration     | 44 h 40 m |
| Total Actual Duration      | 37 h 04 m |
| Variance                   | 7 h 36 m  |

|                          |           |
|--------------------------|-----------|
| Number of NWEF Worksites | 6         |
| Total Planned Duration   | 38 h 40 m |
| Total Actual Duration    | 26 h 50 m |
| Variance                 | 11 h 50 m |

|                           |           |
|---------------------------|-----------|
| Number of NWEF Isolations | 3         |
| Total Planned Duration    | 24 h 50 m |
| Total Actual Duration     | 10 h 29 m |
| Variance                  | 14 h 21 m |

